

# H RANGE STAIR NOSINGS

## Product Description

The H Range is designed to be used in most commercial and public buildings. It is available in a range of gauges, from 5 to 7mm, allowing for fixing with vinyl, linoleum and carpets or similar floor coverings.

With a coloured slip resistant PVC tread applied to the full upper surface of the carrier, Q Range profiles have been designed with the Equality Act (formally DDA) and building regulations best practice guidelines taken into account.

Further technical information is available on request.

## Dimensions

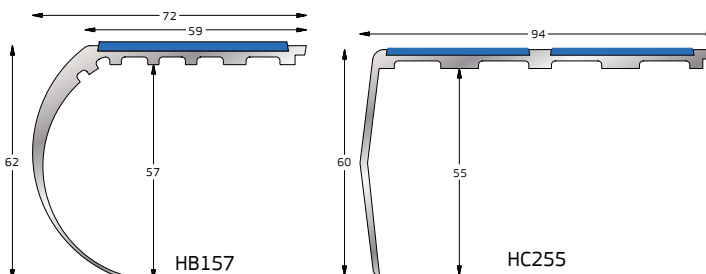
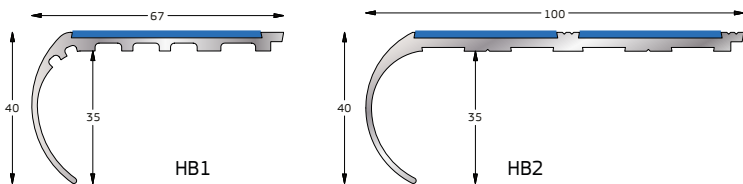
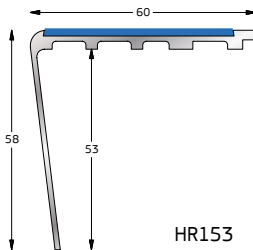
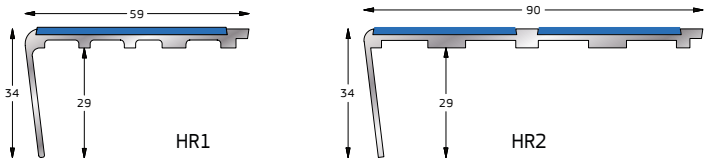
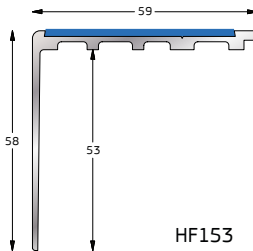
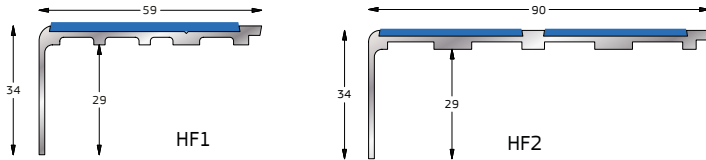
Stock Lengths are available in 2.44m, 2.75m and 3.20m with a selection of slip reducing PVC insert colours. A free Stair Nosing measuring service is available to deliver cut to size profiles ready for fitting.

## Tread Colour Range

Including Light Reflectance Value (LRV)

6.16	6.34	10.28	10.47	10.51	10.51
Claret	Black	Rustic	Peat	Dark Blue	Regency
10.53	11.23	12.69	15.46	15.84	21.36
Spruce	Granite	Poppy	Flint	Royal Blue	Fawn
25.91	29.73	42.09	51.26	52.00	53.00
Light Grey	Jade	Polar Grey	Ivory	Sky	Lime
56.00	67.12	69.31	81.30		
Sun	Yellow	Photo	White		

## Range



Colours shown here are for guide purposes only. For an exact match to your requirements, always request a sample.



## Technical Data

### Product Composition

- Carrier:** Aluminium alloy  
**Tread:** Polyvinylchloride (PVC)  
Plasticisers  
Inert fillers  
Flame retardants

### Physical and Chemical Properties

- Form:** rigid  
**Colour:** various  
**Odour:** slight odour  
**Solubility:** insoluble in water  
**Decomposition:** will decompose at temperatures above 150°C

## Safety Data

Please review 'Safety Data Sheet – Aluminium Stair Nosing'

## Slip Resistance

Treads tested independently by Grip Potential Ltd. Using the pendulum test (BS7976-2 Test Certificate) adhering to UKSRG, HSE and CIRIA guidelines on pedestrian slip risk assessment.

These tests confirm that all QPSL treads exceed the minimum requirement as per BS8300:2009 and HSE Publications.

## Maintenance

1. Clean aluminium carrier with a mild detergent solution then polish with a clean dry cloth.
2. Clean tread with a mild detergent solution using a scouring pad to remove any heavy soiling.
3. Dry off if necessary with lint free cloth. Do not open to traffic whilst wet!

## Allied Products

UTA Stair Angles -  
[View UTA on the Quantum Flooring website](#)

UTP Stair Angles -  
[View UTP on the Quantum Flooring website](#)

## Installation

### Drilled & Plugged Stair Nosings

1. When on site, check step measurements with cut Stair Nosing supplied. Trim if required. Prepare step edge surfaces. They must be clean, smooth, and clear of debris. For steps that are worn or have cracked surfaces repair mortar or similar should be used to repair the step.
2. Mark the drill holes on the step, using the respective pre-drilled Nosing as a guide or approximately 1 hole every 300mm. Then drill the holes using a masonry drill bit to suit the screw size (1" no.6 recommended).
3. Fit riser floor covering if applicable. Apply adhesive to the Stair Nosing as per the manufacturers' instructions.
4. Starting at the top, place the Nosing onto the step, press down and screw into position, then insert the infill plugs to cover the screw heads. Repeat the process for the next step down.

## Warranty

Quantum Flooring Solutions warrants that all Stair Nosings produced and despatched from its works in Oldham, Lancashire are free from material defects and are fit for purpose when fitted strictly in accordance with the manufacturer's instructions.

This warranty is applicable to Quantum Stair Nosings that have been correctly specified, installed and maintained. Company leaflets, brochures and data sheets (hard copy and online) are available, and these give details of all necessary and relevant requirements.

Generally it is expected that Stair Nosings will outlast the surrounding floorcovering used on the treads of steps. However, this warranty does not cover general wear and tear of the products that will be consistent with the foot traffic levels of the installation. Also the company will not be held liable for any damage caused by vandalism or misuse of the products arising from acts of omission, negligence or any failure by the end user.